



28th May, 2025

To,
Corporate Relationship Department
Bombay Stock Exchange Ltd
Phiroze Jeejeebhoy Tower
25th Floor, Dalal Street
Mumbai-400 001

SCRIP CODE: 539854

Dear Sir,

Sub: Disclosure under Regulation 30 and Regulation 33 of Securities and Exchange Board of India {Listing Obligations and Disclosure Requirements} Regulations, 2015 {as amended} ("Listing Regulations") - Audited Financial Results (both Standalone and Consolidated) for the Fourth Quarter/Financial Year ended on 31st March, 2025

Further to our intimation dated 20th April, 2025 and pursuant to Regulation 30 and Regulation 33 of the Listing Regulations, we attach the Audited Financial Results (both Standalone and Consolidated) for the Fourth Quarter/Financial Year ended on 31st March, 2025 along with the Statutory Auditors' Reports.

The said Financial Results (both Standalone and Consolidated) were reviewed and recommended by the Audit Committee and approved by the Board of Directors of the Company at their respective Meetings held today.

Thanking you.

Yours truly,
For Halder Venture Limited

AYANTI
SEN

Digitally signed by
AYANTI SEN
Date: 2025.05.28
21:42:30 +05'30'

Ayanti Sen
(Company Secretary and Compliance Officer)

Halder Venture Limited

CIN No.: L74210WB1982PLC035117

Diamond Heritage, 16 Strand Road, 10th Floor, Unit - 1012, Kolkata - 700 001

Phone: +91 -33-6607 5556, +91 -33-6607 5557 Email: info@halderventure.in Web: www.halderventure.in



28th May, 2025

To,
Corporate Relationship Department
Bombay Stock Exchange Ltd
Phiroze Jeejeebhoy Tower
25th Floor, Dalal Street
Mumbai-400 001

SCRIP CODE: 539854

Dear Sir,

Sub: Declaration pursuant to Regulation 33(3)(d) of SEBI (Listing Obligations and Disclosure Requirements) Regulations, 2015.

Pursuant to Regulation 33(3)(d) of the SEBI (Listing Obligations and Disclosure Requirements) Regulations, 2015, we do hereby declare and confirm that the Statutory Auditors of the Company, Sen & Ray, Chartered Accountants, have issued an Unmodified Audit Report on Audited Financial Results (Standalone & Consolidated) of the Company for the quarter and year ended March 31, 2025.

Thanking you.

Yours truly,
For Halder Venture Limited

**AYANTI
SEN**

Digitally signed by
AYANTI SEN
Date: 2025.05.28
21:43:00 +05'30'

Ayanti Sen
(Company Secretary and Compliance Officer)

Halder Venture Limited

CIN No.: L74210WB1982PLC035117

Diamond Heritage, 16 Strand Road, 10th Floor, Unit - 1012, Kolkata - 700 001

Phone: +91 -33-6607 5556, +91 -33-6607 5557 Email: info@halderventure.in Web: www.halderventure.in



INDEPENDENT AUDITORS' REPORT

To The Members of **Halder Venture Limited**

Report on the Audit of Standalone Financial Results

Opinion

1. We have audited the accompanying standalone annual financial results of **Halder Venture Limited** (the "Company") for the year ended March 31, 2025 and the standalone statement of assets and liabilities as on that date and the standalone statement of cash flows for the year ended on that date (the "Standalone Financial Results" comprising Standalone Statement of Profit and Loss for the quarter/ twelve months ended on 31st March 2025, Standalone Balance Sheet as at 31st March 2025 and Standalone Statement of Cash Flows for the year ended on 31st March 2025' (the "Statement") being submitted by the Company pursuant to the requirement of Regulation 33 and Regulation 52 read with Regulation 63(2) of the SEBI (Listing Obligations and Disclosure Requirements) Regulations, 2015, as amended (the 'Listing Regulations') which has been initialled by us for identification purposes.

In our opinion and to the best of our information and according to the explanations given to us, the aforesaid Standalone Financial Results:

(i) are presented in accordance with the requirements of Regulation 33 and Regulation 52 read with Regulation 63(2) of the Listing Regulations in this regard; and


(ii) give a true and fair view in conformity with the recognition and measurement principles laid down in the applicable Indian accounting standards prescribed under Section 133 of the Companies Act, 2013 (the "Act") and other accounting principles generally accepted in India, of net profit and other comprehensive income and other financial information of the Company for the year ended March 31, 2025 and the standalone statement of assets and liabilities and the standalone statement of cash flows as at and for the year ended on that date.

Basis for Opinion

We conducted our audit in accordance with the Standards on Auditing (SAs) specified under Section 143(10) of the Act and other applicable authoritative pronouncements issued by the Institute of Chartered Accountants of India. Our responsibilities under those Standards are further described in the 'Auditor's Responsibilities for the Audit of the Standalone Financial Results' section of our report. We are independent of the Company in accordance with the Code of Ethics issued by the Institute of Chartered Accountants of India together with the ethical requirements that are relevant to our audit of the financial statements under the provisions of the Act and the Rules thereunder, and we have fulfilled our other ethical responsibilities in accordance with these requirements and the Code of Ethics. We believe that the audit evidence obtained by us is sufficient and appropriate to provide a basis for our opinion.

Board of Directors' Responsibilities for the Standalone Financial Results

These standalone financial results have been prepared on the basis of the standalone annual financial statements. The Company's Board of Directors are responsible for the preparation and presentation of the



www.senandray.com mail :info@senandray.com +91 9800868797 +91 3340081899

Kolkata	Berhampore	New Delhi	Mumbai	Chennai	Bengaluru	Ahmedab
ASO 501, Astra Tower, Action Area II-C, New Town, Kolkata – 700161.	154/3, R. N. Tagore Road, Berhampore, Murshidabad – 742101.	C – 170, Golf View Appartment, Saket, New Delhi – 110017.	416, Sai Dham, Asha Nagar. Thakur Complex Mumbai – 400101.	Flat 3A, Amethyst, Olympia. Opalne, Navalur. OMR. Chennai – 600130.	iKeva, M G Road, Brunton Road, Ashok Nagar. Bengaluru - 560025	115, Univers Plaza, Navrang Ahmedabad 380009

standalone financial results that give a true and fair view of the net profit and other comprehensive income and other financial information of the Company and the standalone statement of assets and liabilities and the standalone statement of cash flows in accordance with the recognition and measurement principles laid down in the Indian Accounting Standards prescribed under Section 133 of the Act read with relevant rules issued thereunder and other accounting principles generally accepted in India and in compliance with Regulation 33 and Regulation 52 read with Regulation 63(2) of the Listing Regulations. The Board of Directors of the Company are responsible for maintenance of adequate accounting records in accordance with the provisions of the Act for safeguarding of the assets of the Company and for preventing and detecting frauds and other irregularities; selection and application of appropriate accounting policies; making judgments and estimates that are reasonable and prudent; and the design, implementation and maintenance of adequate internal financial controls, that were operating effectively for ensuring accuracy and completeness of the accounting records, relevant to the preparation and presentation of the standalone financial statements that give a true and fair view and are free from material misstatement, whether due to fraud or error, which have been used for the purpose of preparation of the standalone financial results by the Directors of the Company, as aforesaid.

In preparing the standalone financial results, the Board of Directors of the Company are responsible for assessing the ability of the Company to continue as a going concern, disclosing, as applicable, matters related to going concern and using the going concern basis of accounting unless the Board of Directors either intends to liquidate the Company or to cease operations, or has no realistic alternative but to do so.


The Board of Directors of the Company are responsible for overseeing the financial reporting process of the Company.

Auditors' Responsibilities for the Audit of the Standalone Financial Results

Our objectives are to obtain reasonable assurance about whether the Standalone financial results as a whole are free from material misstatement, whether due to fraud or error, and to issue an auditor's report that includes our opinion. Reasonable assurance is a high level of assurance, but is not a guarantee that an audit conducted in accordance with SAs will always detect a material misstatement when it exists. Misstatements can arise from fraud or error and are considered material if, individually or in the aggregate, they could reasonably be expected to influence the economic decisions of users taken on the basis of these Standalone Financial Results.

As part of an audit in accordance with SAs, we exercise professional judgment and maintain professional skepticism throughout the audit. We also:

- Identify and assess the risks of material misstatement of the Standalone financial statements, whether due to fraud or error, design and perform audit procedures responsive to those risks, and obtain audit evidence that is sufficient and appropriate to provide a basis for our opinion. The risk of not detecting a material misstatement resulting from fraud is higher than for one resulting from error, as fraud may involve collusion, forgery, intentional omissions, misrepresentations, or the override of internal control.
- Obtain an understanding of internal control relevant to the audit in order to design audit procedures that are appropriate in the circumstances. Under section 143(3)(i) of the Act¹⁶, we are also responsible for expressing our opinion on whether the Company has adequate internal financial



controls system in place and the operating effectiveness of such controls.

- Evaluate the appropriateness of accounting policies used and the reasonableness of accounting estimates and related disclosures made by management.
- Conclude on the appropriateness of management's use of the going concern basis of accounting and, based on the audit evidence obtained, whether a material uncertainty exists related to events or conditions that may cast significant doubt on the Company's ability to continue as a going concern. If we conclude that a material uncertainty exists, we are required to draw attention in our auditor's report to the related disclosures in the financial statements or, if such disclosures are inadequate, to modify our opinion. Our conclusions are based on the audit evidence obtained up to the date of our auditor's report. However, future events or conditions may cause the Company to cease to continue as a going concern.
- Evaluate the overall presentation, structure and content of the Standalone financial statements, including the disclosures, and whether the Standalone financial statements represent the underlying transactions and events in a manner that achieves fair presentation


We communicate with those charged with governance of the Company regarding, among other matters, the planned scope and timing of the audit and significant audit findings, including any significant deficiencies in internal control that we identify during our audit.

We also provide those charged with governance with a statement that we have complied with relevant ethical requirements regarding independence, and to communicate with them all relationships and other matters that may reasonably be thought to bear on our independence, and where applicable, related safeguards.

Other Matters

1. The Standalone Financial Results include the results for the quarter ended March 31, 2025 being the balancing figures between the audited figures in respect of the full financial year and the published year to date figures up to the third quarter of the current financial year audited by us.
2. Divident from subdiary
3. Pursuant to the National Company Law Tribunal (NCLT) Orders received during the year, subsidiaries of the Company, viz., P.K.Agri Link Private Limited ("PKAL"), Sri Jatadhari Rice Mill Private Limited ("SJRM"), P.K.Cereals Private Limited ("PKC"), JDM Commercial Private Limited ("JDM") and Reliable Advertising Private Limited ("RAPL") ("Transferor Companies") were merged with the Company. The Appointed Date as per the Scheme of Amalgamation was June 1, 2022.


The amalgamation has been accounted in accordance with "Pooling of interest method" as laid down in Appendix C - 'Business combinations of entities under common control' of Ind AS 103 notified under Section 133 of the Companies Act read with the Companies (Indian Accounting Standards) Rules, 2015. The excess of consideration paid over net assets of PKAL, SJRM, PKC, JDM and RAPL being Rs.1069.16 lakhs were transferred to Capital Reserves. The expenses for the business combination being



Rs.33.19 lakhs has been transferred to Exceptional Items. Accordingly, comparatives have been restated to give effect of the amalgamation from the beginning of the previous year.

Consequent to the scheme coming into effect and in accordance with the Share Exchange ratio enshrined in the scheme, the Company has allotted its 9,85,345 equity shares of Re. 1/- each (fully paid-up) to the equity shareholders of erstwhile PKAL, SJRM, PKC and RAPL other than the Company as on the 'Record Date' fixed for the said purpose, i.e., January 17, 2025.

For SEN & RAY
Chartered Accountants
(Firm's Registration No.303047E)



S.K. DASGUPTA
(Partner)
Membership No.005103

Kolkata May 28, 2025

UDIN: 250051038MIKPI1148



HALDER VENTURE LIMITED

Registered Office :16, Strand Road, Diamond Heritage Building, 10th Floor, Unit 1012, Kolkata - 700001

CIN:L74210WB1982PLC035117

Ph:- +91-33-6607-5556, +91-33-6607-5557

Email :- info@halderventure.in

Website :- www.halderventure.in

Statement Of Audited Standalone Financial Results for the Quarter and Year ended 31st March, 2025

(All amount in Rs. lakhs unless stated otherwise)

Particulars		STANDALONE				
		3 months ended 31/03/2025	Preceeding 3 months ended 31/12/2024	Corresponding 3 months ended 31/03/2024	Year to date figures for the current year ended 31/03/2025	Year to date figures for the previous year ended 31/03/2024
		(Audited)	(Unaudited) (Restated)	(Unaudited) (Restated)	(Audited)	(Audited) (Restated)
1	Revenue from operations	23,180.38	28,696.78	25,250.02	77,226.73	64,360.73
2	Other income	(68.79)	1,846.13	500.17	2,559.46	703.76
3	Total Income [1+2]	23,111.59	30,542.91	25,750.19	79,786.19	65,064.49
4	Expenses :					
	(a) Cost of materials consumed	6,962.31	5,859.37	21,698.53	30,842.56	38,695.78
	(b) Purchases of stock in trade	12,993.31	13,453.84	(4,477.79)	34,301.56	13,682.88
	(c) Changes in Inventories of finished goods , work-in-progress and stock -in-trade	57.62	4,878.68	2,078.39	(2,894.37)	(509.96)
	(d) Employee benefits expense	380.40	359.81	106.79	1,449.83	1,047.79
	(e) Finance Costs	937.30	597.13	635.12	2,620.86	1,884.50
	(f) Depreciation and amortisation expenses	124.08	124.06	122.93	494.82	497.15
	(g) Other expenses	829.46	3,319.30	4,139.94	9,405.39	8,053.94
	Total Expenses [4(a) to 4(g)]	22,284.48	28,592.19	24,303.91	76,220.65	63,352.08
5	Profit / (Loss) before exceptional items and tax [3-4]	827.11	1,950.72	1,446.28	3,565.54	1,712.41
6	Exceptional items (Merger Expenses)	1.10	-	-	33.19	-
7	Profit/ (Loss) before Tax [5-6]	826.01	1,950.72	1,446.28	3,532.35	1,712.41
8	Tax Expense					
	(a) Current Tax	(236.22)	640.99	445.21	629.39	500.18
	(b) Deferred Tax	571.77	(35.60)	(43.11)	591.01	40.20
	(c) Earlier year Tax Adjustments	1.42	(0.01)	15.18	-	15.18
	Total tax Expense [8(a) to 8(C)]	336.97	605.38	417.28	1,220.40	555.56
9	Net Profit/ (Loss) for the period [7-8]	489.04	1,345.34	1,029.00	2,311.95	1,156.85
10	Other comprehensive income / (loss)					
	A (i) Item that will not be reclassified to profit or loss			-		
	Remeasurement on post employment defined benefits plan	(19.23)	-	(9.06)	(19.23)	(9.06)
	(ii) Income Tax relating to items that will not be reclassified to profit or loss	5.77	-	2.67	5.77	2.67
	Remeasurement on post employment defined benefits plan					-
	B (i) Item that will be reclassified to profit or loss	-	-	-	-	-
	(ii) Income Tax relating to items that will be reclassified to profit or loss	-	-	-	-	-
	Total Other Comprehensive Income /(Loss)	(13.46)	-	(6.39)	(13.46)	(6.39)
11	Total Comprehensive Income for the period/year (7+8)	475.58	1,345.34	1,022.61	2,298.49	1,150.46
12	Paid - up equity share capital (Face value - Rs.10 per Share)	414.60	414.60	414.60	414.60	414.60
13	Other equity					
14	Earnings per equity share - in Rupees					
	Basic and Diluted	14.15	42.56	32.35	68.40	36.40
	*Not Annualised					



Annexure 1:**Segment Reporting:**

The segment reporting of the Company has been prepared in accordance with Ind AS-108, "Operating Segment" (specified under the section 133 of the Companies Act 2013 (the Act) read with Companies (Indian Accounting Standards) Rule 2015 (as amended from time to time) and other relevant provision of the Act).

For management purposes, the Company is organized into business units based on its products and services and has two reportable segments as follows:

- a) Rice : Parboiled rice, rice bran, rice husk, rice husk ash, broken rice and rejection rice
- b) Edible Oil : Crude Rice, Bran Oil, De-Oiled Rice Bran, Refined Rice Bran Oil, Refined Soyabean Oil, Refined Sunflower Oil, Palmolein Oil, Mustard Oil, Rice Bran Wax, Gums, Spent Earth, Fatty Acid, Stearin, Acid Oil and Rice Lecithin.

(All amount in Rs. lakhs unless stated otherwise)

		Quarter ended 31st March, 2025 #	Quarter ended 31st December, 2024 #	Quarter ended 31st March, 2024	Year ended 31st March, 2025	Year ended 31st March, 2024
		Audited	Unaudited	Audited	Audited	Audited
1.	Segment Revenue (Gross)					
	Rice	10,453.69	10,155.88	11,569.52	31,018.14	23,586.24
	Oil	13,236.60	19,723.11	14,548.91	47,889.50	42,720.08
	Segment Total	23,690.29	29,878.99	26,118.43	78,907.64	66,306.32
	Less: Inter segment revenue	524.12	25.58	708.70	1,699.44	1,995.33
	Gross Revenue from sale of products and services	23,166.17	29,853.41	25,409.73	77,208.20	64,310.99
2.	Segment Results					
	Rice	2,124.04	(262.44)	581.91	2,204.94	1,726.76
	Oil	(64.10)	1,314.59	1,464.31	2,551.04	2,065.33
	Segment Total	2,059.94	1,052.15	2,046.23	4,755.98	3,792.08
	Unallocated corporate expenses net of unallocated income	(290.93)	(177.50)	2.87	(867.02)	(235.18)
	Profit before interest etc. and taxation	1,769.01	874.65	2,049.09	3,888.95	3,556.90
	Finance costs	(937.30)	(597.13)	(635.12)	(2,620.86)	(1,884.50)



	Interest earned on deposits, income from non-current investments	(4.58)	1,705.30	32.32	2,297.45	40.01
	Exceptional item	(1.10)	(1.39)	-	(33.19)	-
	Profit before tax	826.04	1,981.43	1,446.29	3,532.35	1,712.41
3.	Other Information					
	Segment Assets					
	Rice	26,146.30	27,371.56	24,226.17	26,146.30	24,226.17
	Oil	29,049.23	20,908.61	18,394.76	29,049.23	18,394.76
	Segment Total	55,195.53	48,280.18	42,620.93	55,195.53	42,620.93
	Unallocated Corporate	3,435.83	4,020.85	2,579.17	3,435.83	2,579.17
	Total Assets	58,631.37	52,301.03	45,200.10	58,631.37	45,200.10
	Segment Liabilities					
	Rice	7,532.86	8,509.68	7,541.00	7,532.86	7,541.00
	Oil	3,156.16	2,854.32	1,066.53	3,156.16	1,066.53
	Segment Total	10,689.02	11,363.99	8,607.53	10,689.02	8,607.53
	Unallocated Corporate	33,479.24	26,949.51	24,396.33	33,479.24	24,396.33
	Total Liabilities	44,168.26	38,313.50	33,003.86	44,168.26	33,003.86

The figures of 3 months ended 31.03.2025 and corresponding 3 months ended 31.03.2024 are the balancing figures between the audited figures in respect of the full financial year and the year-to-date figures upto the third quarter of the respective financial years, which were subjected to limited review.



HALDER VENTURE LIMITED**Standalone Balance Sheet**

as at 31st March, 2025

(All amount in Rs. lakhs unless stated otherwise)

	As at 31st March, 2025	As at 31st March, 2024 (Restated)
ASSETS		
Non-current assets		
(a) Property, plant and equipment	4,492.41	4,776.78
(b) Capital work-in-progress	206.08	74.18
(c) Intangible assets	76.73	0.72
(d) Intangible assets under development	6.98	86.04
(e) Financial assets		
(i) Investments	79.08	79.08
(ii) Loans	-	1.20
(iii) Others Financial Assets	583.46	1,367.41
(f) Income tax assets (net)	109.09	196.37
(g) Other assets	7,264.11	616.96
Total non-current assets	12,817.95	7,198.74
Current Assets		
(a) Inventories	19,286.85	15,379.23
(b) Financial Assets		
(i) Trade receivables	18,207.76	17,702.88
(ii) Cash and cash equivalents	157.83	696.99
(iii) Other bank balances	547.21	51.51
(iv) Loans	7.57	0.35
(v) Others financial assets	1,787.24	376.10
(c) Income tax assets (net)	61.77	264.04
(d) Other assets	5,757.20	3,527.32
Total current assets	45,813.42	37,998.41
TOTAL	58,631.37	45,197.15
EQUITY AND LIABILITIES		
Equity		
(a) Equity Share capital	414.60	316.07
(b) Share Allotment Suspense Account	-	98.53
(c) Other Equity	14,048.50	11,781.65
Total equity	14,463.11	12,196.25
Liabilities		
Non-current liabilities		
(a) Financial Liabilities		
(i) Borrowings	3,801.94	1,476.70
(b) Provisions	99.34	72.24
(c) Deferred tax liabilities (net)	764.14	173.12
Total non-current liabilities	4,665.42	1,722.06
Current liabilities		
(a) Financial liabilities		
(i) Borrowings	26,332.36	22,629.56
(ii) Trade payables		
- Total outstanding dues of micro and small enterprises	104.18	-
- Total outstanding dues of creditors other than micro and small enterprises	10,046.59	4,547.64
(iii) Other financial liabilities	518.99	340.03
(b) Provisions	4.04	4.39
(c) Income tax liabilities (net)	-	-
(d) Other current liabilities	2,496.68	3,757.23
Total current liabilities	39,502.83	31,278.85
Total liabilities	44,168.26	33,000.91
TOTAL	58,631.37	45,197.16



HALDER VENTURE LIMITED**Standalone Statement of Cash Flows for the period ended 31.03.2025**

(All amount in Rs. lakhs unless stated otherwise)

	Particulars	Year ended 31st March, 2025	Year ended 31st March, 2024 (Restated)
A	<u>CASH FLOWS FROM OPERATING ACTIVITIES</u>		
	Profit before tax	3,532.35	1,712.41
	Adjustments to reconcile profit before tax to net cash flow:		
	Depreciation & amortisation expense	494.82	497.15
	Finance costs	2,620.86	1,884.50
	Interest income on financial assets carried at amortised cost	-40.71	-40.01
	Dividend income	-2,256.74	-
	Unrealised (gain)/loss on foreign exchange fluctuation (net)	-459.05	-
	Unrealised (gain)/loss of forward contracts (net)	312.75	-
	Allowance for credit impaired export incentive receivables	106.91	-
	Allowance for credit impaired debts	105.42	-
	Other non cash items	-0.70	-
	Operating Profit before changes in non-current/ current assets/ liabilities	4,415.92	4,054.05
	Adjustments for:		
	(Increase)/decrease in Inventories	-3,907.62	-637.94
	(Increase)/decrease in Trade Receivables	-169.70	-6,733.08
	(Increase)/decrease in Other Financial Assets	-22.62	-948.81
	(Increase)/decrease in Loans	-6.02	-1.55
	(Increase)/decrease in Other Assets	-2,390.05	-1,773.22
	Increase/(decrease) in Trade Payables	5,602.97	1828.49
	Increase/(decrease) in Other Financial Liabilities	-211.78	330.38
	Increase/(decrease) in Other Liabilities	-1,260.55	2,992.84
	Increase/(decrease) in Provisions	7.52	-215.08
	Cash generated from operations	2,058.08	-1,103.92
	Direct tax (paid)/ refund (net)	-334.07	-573.30
	Net Cash flows used in Operating activities	1,724.01	-1,677.22
B	<u>CASH FLOWS FROM INVESTING ACTIVITIES</u>		
	Purchase of property, plant and equipment	-6,771.00	-344.27
	Purchase of intangible assets	-18.96	-86.68
	Investment in bank deposits (with original maturity of more than 12 months) (net)	987.75	-51.51
	Investment in bank deposits (original maturity for more than 3 months and up to 12 months) (net)	-495.05	-
	Dividend received	568.50	-
	Interest received	28.18	40.01
	Net Cash flows used in Investing activities	-5,700.58	-442.45
C	<u>CASH FLOWS FROM FINANCING ACTIVITIES</u>		
	Proceeds from long term borrowings	2,816.27	112.78
	Repayment of long term borrowings	-813.75	-493.01
	Proceeds from short term borrowings	225.28	-
	Proceeds from short term working capital borrowings (net)	3,301.85	4,898.57
	Proceeds from temporary overdraft	498.39	-
	Dividend paid	-31.62	-31.61
	Finance costs paid	-2,559.02	-1,868.91
	Net Cash flows used in financing activities	3,437.40	2,617.82
	Net (decrease)/ increase in Cash & Cash Equivalents (A+B+C)	-539.16	498.15
	Opening Cash and Cash Equivalents	696.99	198.84
	Closing Cash and Cash Equivalents	157.83	696.99
	Reconciliation of cash and cash equivalents as per statement of cash flows		
	Balance with banks		
	On current accounts	52.80	149.84
	Cheques in hand	50.27	0.80
	Cash on hand	50.35	19.55
	Deposit with maturity of less than three months	4.40	526.80
	Total	157.83	696.99



HALDER VENTURE LIMITED

Notes To Standalone Financial Results

1. The above audited standalone financial results for the quarter and twelve months ended 31st March, 2025 have been reviewed by the Audit Committee and approved by the Board of Directors at their respective meetings held on 28th May, 2025.
2. The audited standalone financial results have been prepared in accordance with the Indian Accounting Standards (Ind AS) as prescribed under Section 133 of the Companies Act, 2013 read with the Companies (Indian Accounting Standards) Rules 2015, as amended.
3. The statutory auditors have carried out audit of standalone financial results of the Company for the quarter and twelve months ended 31st March, 2025.
4. Segment information as per Ind AS-108, "Operating Segments" is disclosed in Annexure-1.
5. The Board recommended final dividend at the rate of Re.1 per equity share (10% on the face value of Rs.10 each) on 28th May, 2025. The said dividend will be distributed after approval of shareholders in the ensuing General Meeting/ Postal Ballot.
6. The Company has accrued dividend income from a foreign subsidiary company i.e. Hal Exim Pte Limited Rs.2256.74 lakhs of which Rs.1688.24 lakhs is yet to be received as at 31st March, 2025. The Company is following up with its subsidiary for its earliest repatriation in compliance with local laws of the subsidiary's country of incorporation.
7. The company has acquired Haldia Manufacturing Unit of K.S. Oil Limited (In liquidation) with the effect from 28th March 2025 as per order of Hon'ble National Company Law Appellant Tribunal dated 20th March 2025 and the process of transfer of property in the name of the Company is ongoing. Pending completion of transfer of property and its registration with the statutory authorities, the amount paid on such acquisition being Rs.6429.61 lakhs has been transferred to Capital Advance.
8. The term of Mr. Keshab Kumar Halder, Managing Director of the Company ended on 31st March 2025 and hence he was recommended for appointment as the Managing Director in the Board Meeting held on 14th February 2025 w.e.f 1st April 2025 for a term of 5 years subject to the approval of the Shareholders in the ensuing General Meeting/ Postal Ballot.
9. The Hon'ble National Company Law Tribunal (NCLT) Kolkata Bench vide order dated November 13, 2024 has sanctioned the composite scheme of arrangement (the Scheme), amongst the Company and its subsidiaries, P.K.Agr Link Private Limited ("PKAL") Shri Jatadhari Rice Mill Private Limited ("SJRM"), P.K.Cereals Private Limited ("PKC"), JDM Commercial Private Limited ("JDM") and Reliable Advertising Private Limited ("RAPL") ("Transferor Companies"), in terms of Section 230-232 and other applicable provisions of Companies Act, 2013.

The Scheme has become effective from January 01, 2025 upon filing of the certified copy of the orders passed by NCLT with the relevant Registrar of Companies on December 31, 2024. Consequent to the amalgamation all the assets, liabilities, reserves and surplus of the transferor companies have been transferred to and vested in the Company. The Appointed Date of the Scheme is June 1, 2022.

The amalgamation has been accounted in accordance with "Pooling of interest method" as laid down in Appendix C - 'Business combinations of entities under common control' of Ind AS 103 notified under Section 133 of the Companies Act read with the Companies (Indian Accounting Standards) Rules, 2015. The excess of consideration paid over net assets of PKAL, SJRM, PKC, JDM and RAPL being Rs.1069.16 lakhs were transferred to Capital Reserves. The expenses for the business

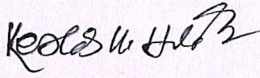


combination being Rs.33.19 lakhs have been transferred to Exceptional Items. Accordingly, comparatives have been restated to give effect of the amalgamation from the beginning of the previous year.

Consequent to the scheme coming into effect and in accordance with the Share Exchange ratio enshrined in the scheme, the Company has allotted its 9,85,345 equity shares of Re. 1/- each (fully paid-up) to the equity shareholders of erstwhile PKAL, SJRM, PKC and RAPL other than the Company as on the 'Record Date' fixed for the said purpose, i.e., January 17, 2025.

10. Figures for the quarter ended 31st March, 2025 and 31st March, 2024 are the balancing figures between audited figures in respect of the full financial year and year to date reviewed figures up to the third quarter of the relevant financial year.
11. Previous period's figures have been regrouped / rearranged wherever necessary.

For and on behalf of the board
Keshab Kumar Halder



Managing Director
DIN-00574080
Date: 28th June, 2025
Place: Kolkata.





INDEPENDENT AUDITORS' REPORT

To The Members of **Halder Venture Limited**


Report on the Audit of Consolidated Financial Results

Opinion

1. We have audited the accompanying consolidated annual financial results of **Halder Venture Limited** (the "Holding Company") and its subsidiaries (Holding Company and its subsidiaries together referred to as "the Group"), for the year ended March 31, 2025 and the consolidated statement of assets and liabilities as on that date and the consolidated statement of cash flows for the year ended on that date (the "Consolidated Financial Results" comprising Consolidated Statement of Profit and Loss for the quarter/twelve months ended on 31 March 2025, Consolidated Balance Sheet as at 31 March 2025 and Consolidated Statement of Cash Flows for the year ended on 31 March 2025), attached herewith, (the "Statement") being submitted by the Holding Company pursuant to the requirement of Regulation 33 and Regulation 52 read with Regulation 63(2) of the SEBI (Listing Obligations and Disclosure Requirements) Regulations, 2015, as amended ('Listing Regulations') which has been initialled by us for identification purposes.
2. In our opinion and to the best of our information and according to the explanations given to us and based on the consideration of reports of other auditors on separate audited financial statements/financial information of the subsidiaries, the aforesaid Consolidated Financial Results:
 - (i) include the annual financial results of the Holding Company and the entities listed in Annexure A;
 - (ii) are presented in accordance with the requirements of Regulation 33 and Regulation 52 read with Regulation 63(2) of the Listing Regulations in this regard; and
 - (iii) give a true and fair view in conformity with the recognition and measurement principles laid down in the applicable Indian Accounting Standards prescribed under Section 133 of the Companies Act, 2013 (the "Act") and other accounting principles generally accepted in India, of net profit and other comprehensive income and other financial information of the Group for the year ended March 31, 2025 and the consolidated statement of assets and liabilities and the consolidated statement of cash flows as at and for the year ended on that date.

Basis for Opinion

We conducted our audit in accordance with the Standards on Auditing (SAs) specified under Section 143(10) of the Act and other applicable authoritative pronouncements issued by the Institute of Chartered Accountants of India. Our responsibilities under those Standards are further described in the 'Auditor's Responsibilities for the Audit of the Consolidated Financial Results' section of our report. We are independent of the Group in accordance with the Code of Ethics issued by the Institute of Chartered Accountants of India together with the ethical requirements that are relevant to our audit of the consolidated financial statements under the provisions of the Act and the Rules thereunder, and we have fulfilled our other ethical responsibilities in accordance with these requirements and the Code of Ethics.



www.senandray.com **mail :info@senandray.com** **+91 9800868797** **+91 3340081899**

Kolkata	Berhampore	New Delhi	Mumbai	Chennai	Bengaluru	Ahmedabad
ASO 501, Astra Tower, Action Area II-C, New Town, Kolkata – 700161.	154/3, R. N. Tagore Road, Berhampore, Murshidabad – 742101.	C – 170, Golf View Appartment, Saket, New Delhi – 110017.	416, Sai Dham, Asha Nagar, Thakur Complex Mumbai – 400101.	Flat 3A, Amethyst, Olympia, Opalne, Navalur, OMR, Chennai – 600130.	iKeva, M G Road, Brunton Road, Ashok Nagar, Bengaluru – 560025	115, Univers Plaza, Navrang Ahmedabad 380009

We believe that the audit evidence obtained by us and other auditors in terms of their reports referred to in "Other Matter" paragraph below, is sufficient and appropriate to provide a basis for our opinion.

Board of Directors' Responsibilities for the Consolidated Financial Results

These Consolidated Financial Results have been prepared on the basis of the consolidated annual financial statements. The Holding Company's Board of Directors are responsible for the preparation and presentation of these Consolidated Financial Results that give a true and fair view of the net profit and other comprehensive income and other financial information of the Group and the consolidated statement of assets and liabilities and the consolidated statement of cash flows in accordance with the recognition and measurement principles laid down in the Indian Accounting Standards prescribed under Section 133 of the Act read with relevant rules issued thereunder and other accounting principles generally accepted in India and in compliance with Regulation 33 and Regulation 52 read with Regulation 63(2) of the Listing Regulations. The respective Board of Directors of the companies included in the Group and of its associates and jointly controlled entities are responsible for maintenance of adequate accounting records in accordance with the provisions of the Act for safeguarding of the assets of the Group and its associates and jointly controlled entities and for preventing and detecting frauds and other irregularities; selection and application of appropriate accounting policies; making judgments and estimates that are reasonable and prudent; and the design, implementation and maintenance of adequate internal financial controls, that were operating effectively for ensuring accuracy and completeness of the accounting records, relevant to the preparation and presentation of the consolidated financial statements that give a true and fair view and are free from material misstatement, whether due to fraud or error, which have been used for the purpose of preparation of the Consolidated Financial Results by the Directors of the Holding Company, as aforesaid.


In preparing the Consolidated Financial Results, the respective Board of Directors of the companies included in the Group are responsible for assessing the ability of the Group to continue as a going concern, disclosing, as applicable, matters related to going concern and using the going concern basis of accounting unless the respective Board of Directors either intends to liquidate the Group or to cease operations, or has no realistic alternative but to do so.

The respective Board of Directors of the companies included in the Group are responsible for overseeing the financial reporting process of the Group.

Auditors' Responsibilities for the Audit of the Consolidated Financial Results

Our objectives are to obtain reasonable assurance about whether the consolidated financial results as a whole are free from material misstatement, whether due to fraud or error, and to issue an auditor's report that includes our opinion. Reasonable assurance is a high level of assurance, but is not a guarantee that an audit conducted in accordance with SAs will always detect a material misstatement when it exists. Misstatements can arise from fraud or error and are considered material if, individually or in the aggregate, they could reasonably be expected to influence the economic decisions of users taken on the basis of these Consolidated Financial Results.


As part of an audit in accordance with SAs, we exercise professional judgment and maintain professional skepticism throughout the audit. We also:



- Identify and assess the risks of material misstatement of the Consolidated financial statements, whether due to fraud or error, design and perform audit procedures responsive to those risks, and obtain audit evidence that is sufficient and appropriate to provide a basis for our opinion. The risk of not detecting a material misstatement resulting from fraud is higher than for one resulting from error, as fraud may involve collusion, forgery, intentional omissions, misrepresentations, or the override of internal control.
- Obtain an understanding of internal control relevant to the audit in order to design audit procedures that are appropriate in the circumstances. Under section 143(3)(i) of the Act⁶, we are also responsible for expressing our opinion on whether the Company has adequate internal financial controls system in place and the operating effectiveness of such controls.
- Evaluate the appropriateness of accounting policies used and the reasonableness of accounting estimates and related disclosures made by management.
- Conclude on the appropriateness of management's use of the going concern basis of accounting and, based on the audit evidence obtained, whether a material uncertainty exists related to events or conditions that may cast significant doubt on the Company's ability to continue as a going concern. If we conclude that a material uncertainty exists, we are required to draw attention in our auditor's report to the related disclosures in the financial statements or, if such disclosures are inadequate, to modify our opinion. Our conclusions are based on the audit evidence obtained up to the date of our auditor's report. However, future events or conditions may cause the Company to cease to continue as a going concern.
- Evaluate the overall presentation, structure and content of the Consolidated financial statements, including the disclosures, and whether the Consolidated financial statements represent the underlying transactions and events in a manner that achieves fair presentation
- Obtain sufficient appropriate audit evidence regarding the financial statements/ financial information of the entities within the Group and its associates and jointly controlled entities to express an opinion on the Consolidated Financial Results. We are responsible for the direction, supervision and performance of the audit of financial statements/financial information of such entities included in the Consolidated Financial Results of which we are the independent auditors. For the other entities included in the Consolidated Financial Results, which have been audited by other auditors, such other auditors remain responsible for the direction, supervision and performance of the audits carried out by them. We remain solely responsible for our audit opinion.

We communicate with those charged with governance of the Holding Company and such other entities included in the Consolidated Financial Results of which we are the independent auditors regarding, among other matters, the planned scope and timing of the audit and significant audit findings, including any significant deficiencies in internal control that we identify during our audit.

We also provide those charged with governance with a statement that we have complied with relevant ethical requirements regarding independence, and to communicate with them all relationships and other matters that may reasonably be thought to bear on our independence, and where applicable, related safeguards.



We also performed procedures in accordance with the circular issued by the SEBI under Regulation 33(8) of the Listing Regulations, as amended, to the extent applicable.


Other Matters

1. The Consolidated Financial Results include the results for the quarter ended March 31, 2025 being the balancing figures between the audited figures in respect of the full financial year and the published year to date figures up to the third quarter of the current financial year audited by us.
2. The Consolidated Financial Results include the unaudited financial statements/ financial information/ of one subsidiary and its five stepdown subsidiaries, whose financial statements/ financial information reflect total assets of Rs. 15409.42 lakhs and net assets of Rs. (367.29) lakhs as at March 31, 2025, total revenue of Rs. 24481.76 lakhs and Rs. 2544.00 lakhs, total net profit after tax of Rs. 2042 lakhs and Rs. -(1329.00) lakhs and total comprehensive income of Rs. NIL lakhs and Rs. NIL lakhs for the year ended March 31, 2025 and for the period from January 1, 2025 to March 31, 2025 respectively, and cash flows (net) of Rs. 261.52 lakhs for the year ended March 31, 2025, before giving effect to consolidation adjustments, as considered in the Consolidated Financial Results. The unaudited financial statements/ financial information have been furnished to us by the Board of Directors of the Holding Company.

Our opinion on the Consolidated Financial Results, in so far as it relates to the amounts and disclosures included in respect of this subsidiary and stepdown subsidiaries, is based solely on such unaudited financial statements/ financial information. In our opinion and according to the information and explanations given to us by the Board of Directors, these financial statements / financial information are not material to the Group.

Our opinion on the consolidated annual financial results is not modified in respect of the above matter with respect to the financial results/ financial information certified by the Board of Directors.

For SEN & RAY
Chartered Accountants
(Firm's Registration No.303047E)


S.K. DASGUPTA
(Partner)
Membership No.005103

Kolkata May 28, 2025



UDIN: 25005103BBIKPTJ6811


ANNEXURE A: List of entity consolidated

Subsidiaries:

- i) Intellect Buildcon Private Limited
- ii) Prakruti Commosale Private Limited
- iii) Halder Greenfuel Industries Limited
- iv) Hal Exim Pte. Limited (w.e.f 6th March, 2024)

Stepdown Subsidiaries of Hal Exim Pte. Limited

- i) Hal Impex Ghana Limited (w.e.f 1st April, 2024)
- ii) Hal Impex Cameroun Limited (w.e.f 1st April, 2024)
- iii) Hal Impex Benin (w.e.f 1st April, 2024)
- iv) Hal Impex Togo (w.e.f 1st April, 2024)
- v) Hal Impex Ivory Coast Limited (w.e.f 14th November, 2024)



00117: 05005-1039001R (J. G. J.)

HALDER VENTURE LIMITED

Registered Office :16, Strand Road, Diamond Heritage Building, 10th Floor, Unit 1012, Kolkata -700001

CIN:L74210WB1982PLC035117



Ph.:- +91-33-6607-5556, +91-33-6607-5557

Email :- info@halderventure.in

Website :- www.halderventure.in

Statement Of Audited Consolidated Financial Results for the quarter and year ended 31st March, 2025

		(All amount in Rs. lakhs unless stated otherwise)				
		CONSOLIDATED				
Particulars		3 months ended 31/03/2025	Preceeding 3 months ended 31/12/2024	Correspondin g 3 months ended 31/03/2024	Year to date figures for the current year ended 31/03/2025	Year to date figures for the previous year ended 31/03/2024
		(Audited)	(Audited) (Restated)	(Unaudited) (Restated)	(Audited)	(Audited) (Restated)
1	Revenue from operations	14,698.67	35,640.75	25,254.97	84,446.96	64,365.68
2	Other income	1,146.48	1,412.85	522.09	2,800.86	725.68
3	Total Income [1+2]	15,845.15	37,053.60	25,777.06	87,247.82	65,091.36
4	Expenses :					
	(a) Cost of materials consumed	6,962.31	5,859.37	21,698.53	30,842.56	37,869.29
	(b) Purchases of stock in trade	3,827.72	26,629.83	(5,180.09)	38,605.68	12,980.58
	(c) Changes in Inventories of finished goods , work-in-progress and stock -in-trade	(1,295.71)	(3,430.91)	2,769.10	(7,948.43)	180.75
	(d) Employee benefits expense	272.38	442.67	106.79	1,512.65	1,047.79
	(e) Finance costs	937.30	597.20	635.12	2,620.93	1,884.50
	(f) Depreciation and amortisation expense	130.58	124.06	122.93	501.32	497.15
	(g) Other expenses	4,905.60	4,111.65	4,166.62	17,135.77	8,908.21
	Total Expenses [4(a) to 4(g)]	15,740.20	34,333.87	24,319.00	83,270.48	63,368.27
5	Profit / (Loss) before exceptional items and tax [3-4]	104.95	2,719.73	1,458.06	3,977.34	1,723.09
6	Exceptional items	33.19	-	-	33.19	-
	a) Merger expenses	(32.09)	-	-	-	-
	b) Preliminary expenses written off	-	-	(2.10)	-	-
7	Profit/ (Loss) before tax [5-6]	103.87	2,719.73	1,460.16	3,944.15	1,723.09
8	Tax expense					
	(a) Current tax	372.02	627.84	445.97	1,242.51	500.94
	(b) Deferred tax charge / (credit)	571.77	(35.60)	(43.11)	591.01	40.20
	(c) Adjustments of tax related to earlier periods	1.42	(0.01)	15.22	-	15.22
	Total tax expense [8(a) to 8(C)]	945.21	592.23	418.08	1,833.52	556.36
9	Profit/ (Loss) for the period / year [7-8]	(841.34)	2,127.50	1,042.08	2,110.63	1,166.73
10	Other comprehensive income					
	A (i) Item that will not be reclassified to profit or loss	-	-	-	-	-
	Remeasurement on post employment defined benefits plan	(19.23)	-	(9.06)	(19.23)	(9.06)
	(ii) Income Tax relating to items that will not be reclassified to profit or loss	5.77	-	2.67	5.77	2.67
	Remeasurement on post employment defined benefits plan	-	-	-	-	-
	Excchange Differences on translation of financila statements of foreign Operations	16.95	-	-	-	-
	B (i) Item that will be reclassified to profit or loss	-	-	-	-	-
	(ii) Income Tax relating to items that will be reclassified to profit or loss	-	-	-	-	-
	Total other comprehensive income	3.49	-	(6.39)	(13.46)	(6.39)
11	Total comprehensive income for the period / year	(837.85)	2,127.50	1,035.69	2,097.17	1,160.34
12	Profit for the period/year attributable to :					
	Equity shareholders of the parent	(841.26)	2,139.08	1,043.31	2,106.30	1,166.60
	Non controlling interests	(0.08)	(11.58)	(1.23)	4.33	0.13
13	Other comprehensive income / (loss) for the period / year attributable to :					
	Equity shareholders of the parent	3.49	-	(6.39)	(13.46)	(6.39)
	Non controlling interests	-	-	-	-	-
14	Total comprehensive income/(loss) attributable to:					
	Equity shareholders of the parent	(837.77)	2,139.08	1,036.92	2,092.84	1,160.21
	Non controlling interests	(0.08)	(11.58)	(1.23)	4.33	0.13
15	Paid - up equity share capital (Face value - Rs.10 per Share)	414.60	414.60	414.60	414.60	414.60
16	Other equity					
17	Earnings per equity share - in Rupees					
	Basic and Diluted	(26.51)	51.31	24.98	66.35	27.99
	*Not Annualised					



Annexure 1:**Segment Reporting:**

The segment reporting of the Group has been prepared in accordance with Ind AS-108, "Operating Segment" (specified under the section 133 of the Companies Act 2013 (the Act) read with Companies (Indian Accounting Standards) Rule 2015 (as amended from time to time) and other relevant provision of the Act).

For management purposes, the Group is organized into business units based on its products and services and has two reportable segments as follows:

- a) Rice : Parboiled rice, rice bran, rice husk, rice husk ash, broken rice and rejection rice
- b) Edible Oil : Crude Rice, Bran Oil, De-Oiled Rice Bran, Refined Rice Bran Oil, Refined Soyabean Oil, Refined Sunflower Oil, Palmolein Oil, Mustard Oil, Rice Bran Wax, Gums, Spent Earth, Fatty Acid, Stearin, Acid Oil and Rice Lecithin.

(All amount in Rs. lakhs unless stated otherwise)

		Quarter ended 31st March, 2025 #	Quarter ended 31st December, 2024 #	Quarter ended 31st March, 2024	Year ended 31st March, 2025	Year ended 31st March, 2024
		Audited	Unaudited	Audited	Audited	Audited
1.	Segment Revenue (Gross)					
	Rice	4,188.97	15,917.64	11,624.21	40,434.10	23,640.93
	Oil	7,660.52	19,723.11	10,870.89	42,313.42	42,720.08
	Segment Total	11,849.49	35,640.75	22,495.10	82,747.52	66,361.01
	Less: Inter segment revenue	2,849.18	0.00	3,281.96	1,699.44	1,995.33
	Gross Revenue from sale of products and services	14,698.67	35,640.75	25,777.06	84,446.96	64,365.68
2.	Segment Results					
	Rice	3,677.00	872.37	593.69	4,891.88	1,737.43
	Oil	(64.10)	1,314.59	1,464.31	2,551.04	2,065.33
	Segment Total	3,612.90	2,186.96	2,058.01	7,442.92	3,802.76
	Unallocated corporate expenses net of unallocated income	(309.23)	(543.31)	2.87	(885.33)	(235.18)
	Profit before interest etc. and taxation	3,303.67	1,643.65	2,060.87	6,557.59	3,567.58
	Finance costs	(937.37)	(597.13)	(635.12)	(2,620.93)	(1,884.50)



	Interest earned on deposits, income from non-current investments	(2,261.32)	1,705.30	36.51	40.71	40.01
	Exceptional item	(1.10)	(32.09)	(2.10)	(33.19)	
	Profit before tax	103.87	2,719.73	1,460.16	3,944.17	1,723.09
3.	Other Information					
	Segment Assets					
	Rice	27,581.01	28,881.89	21,155.17	27,581.01	21,155.17
	Oil	28,184.64	26,184.64	18,394.76	28,184.64	18,394.76
	Segment Total	55,765.65	55,066.53	39,549.93	55,765.65	39,549.93
	Unallocated Corporate	3,427.78	2,020.85	4,817.25	3,427.78	4,817.25
	Total Assets	59,193.43	57,087.38	44,367.18	59,193.43	44,367.18
	Segment Liabilities					
	Rice	8,218.87	20,479.81	5,274.34	8,218.87	5,274.34
	Oil	2,125.22	2,854.32	1,066.53	2,125.22	1,066.53
	Segment Total	10,344.10	23,334.12	6,340.87	10,344.10	6,340.87
	Unallocated Corporate	33,432.76	16,949.51	24,396.33	33,432.76	24,396.33
	Total Liabilities	43,776.86	40,283.63	30,737.20	43,776.86	30,737.20

The figures of 3 months ended 31.03.2025 and corresponding 3 months ended 31.03.2024 are the balancing figures between the audited figures in respect of the full financial year and the year-to-date figures upto the third quarter of the respective financial years, which were subjected to limited review.



HALDER VENTURE LIMITED

Consolidated Balance Sheet

as at 31st March, 2025

(All amount in Rs. lakhs unless stated otherwise)

	As at 31st March, 2025	As at 31st March, 2024
ASSETS		
Non-current assets		
(a) Property, plant and equipment	4,669.83	4,920.87
(b) Capital work-in-progress	206.08	74.18
(c) Intangible assets	76.73	0.72
(d) Intangible assets under development	6.98	86.04
(e) Financial assets	-	-
(i) Investments	-	-
(ii) Trade receivables	-	-
(i) Loans	-	1.20
(ii) Others Financial Assets	584.20	1,367.42
(f) Income tax assets (net)	112.28	200.37
(g) Other assets	7,264.11	618.64
Total non-current assets	12,920.22	7,269.44
Current Assets		
(a) Inventories	27,672.67	15,379.22
(b) Financial Assets		
(i) Trade receivables	11,278.20	18,947.89
(ii) Cash and cash equivalents	506.36	791.21
(iii) Other bank balances	547.21	51.51
(iv) Loans	7.57	0.35
(v) Others financial assets	99.10	376.20
(c) Income tax assets (net)	65.87	263.93
(d) Other assets	6,096.24	1,287.43
Total current assets	46,273.21	37,097.74
TOTAL	59,193.43	44,367.18
EQUITY AND LIABILITIES		
Equity		
(a) Equity Share capital	386.58	316.07
(b) Share Allotment Suspense Account	-	70.50
(c) Other Equity	14,925.04	13,142.75
Equity attributable to equity shareholders of the parent	15,311.61	13,529.32
Minority Interest	104.95	100.66
Total equity	15,416.57	13,629.98
Liabilities		
Non-current liabilities		
(a) Financial Liabilities		
(i) Borrowings	3,428.94	1,103.70
(ii) Trade payables	-	-
(iii) Other financial liabilities	-	-
(b) Provisions	99.34	72.24
(c) Employees Benefit Obligations	-	-
(d) Deferred tax liabilities (net)	764.14	173.12
(e) Other liabilities	-	-
Total non-current liabilities	4,292.42	1,349.06
Current liabilities		
(a) Financial liabilities		
(i) Borrowings	26,349.94	22,680.14
(ii) Trade payables		
- Total outstanding dues of micro and small enterprises	104.18	-
- Total outstanding dues of creditors other than micro and small enterprises	9,809.36	4,554.06
(iii) Other financial liabilities	521.22	342.13
(b) Provisions	4.04	4.39
(c) Income tax liabilities (net)	608.74	-
(d) Other current liabilities	2,086.96	1,807.42
Total current liabilities	39,484.44	29,388.14
Total liabilities	43,776.86	30,737.20
TOTAL	59,193.43	44,367.18



HALDER VENTURE LIMITED**Consolidated Statement of Cash Flows**

for the year ended 31st March, 2025

(All amount in Rs. lakhs unless stated otherwise)

	Year ended 31st March, 2025	Year ended 31st March, 2024
A. CASH FLOWS FROM OPERATING ACTIVITIES		
Profit before tax	3,944.15	1,723.09
Adjustments to reconcile profit before tax to net cash flows:		
Depreciation and amortisation expenses	501.32	497.15
Finance Cost	2,620.93	1,884.50
Interest income on financial assets carried at amortised cost	(40.71)	(40.01)
Unrealised foreign exchange difference (net)	-	1.35
Unrealised derivative gain	312.75	(11.09)
Effect of change in foreign exchange translation	(121.46)	(0.01)
Allowance for credit impaired export incentive receivables	106.91	-
Allowance for credit impaired debts	105.42	-
Liabilities no longer required written back	(1.84)	(0.91)
Operating profit before changes in non-current /current assets and liabilities	7,427.49	4,054.07
Adjustments for:		
(Increase)/decrease in inventories	(9,762.77)	52.78
(Increase)/decrease in trade receivables	7,596.03	9,329.48
(Increase)/decrease in other financial assets	(21.68)	(4.36)
(Increase)/decrease in loans	(6.02)	(1.55)
(Increase)/decrease in other assets	(4,987.45)	1,031.73
Increase/(decrease) in trade payables	2,514.23	(14,642.38)
Increase/(decrease) in other financial liabilities	(210.39)	313.53
Increase/(decrease) in other liabilities	279.54	458.50
Increase/(decrease) in provisions	7.52	(224.78)
Cash generated from operations	(4,590.99)	(3,687.05)
Direct tax (paid) / refund (net)	(341.85)	(552.44)
Net cash flows used in operating activities	2,494.64	(185.42)
B. CASH FLOWS FROM INVESTING ACTIVITIES		
Purchase of property plant and equipment and intangible assets	(6,831.04)	(1,017.07)
Investment in bank deposits (with original maturity of more than 12 months) (net)	987.75	-
Investment in bank deposits (original maturity for more than 3 months and up to 12 months)	(495.05)	(48.15)
Acquisition of a subsidiary		(0.06)
Gain on acquisition of a subsidiary company		
Investment in bank deposits with original maturity more than 12 months [Margin money (net)]	-	(908.61)
Interest received	28.18	40.01
Net cash flows used in investing activities	(6,310.16)	(1,933.88)
C. CASH FLOWS FROM FINANCING ACTIVITY		
Proceeds from long term borrowings	2,816.27	112.78
Repayment of long term borrowings	(491.03)	(493.01)
Proceeds from short term working capital borrowings	3,669.80	4,899.37
Dividend paid	(31.61)	(31.60)
Finance cost paid	(2,559.09)	(1,868.91)
Net cash flows from financing activities	3,404.34	2,618.63
Effect of foreign exchange difference on cash and cash equivalents	(4.44)	0.68
Net (decrease) / increase in cash and cash equivalents (A+B+C+D)	(415.62)	500.01
Opening cash and cash equivalents	922.01	290.84
Closing cash and cash equivalents	506.36	791.21
Reconciliation of cash and cash equivalents as per statement of cash flows		
Balance with banks		
On current accounts	305.82	242.13
Preacquisition cash & cash equivalent of a subsidiary	-	130.80
Deposits with original maturity less than 3 months	4.40	526.80
Cheques on hand	50.27	0.80
Cash on hand	145.87	21.48
Total	506.36	922.01



HALDER VENTURE LIMITED

Notes To Consolidated Financial Results

1. The above audited consolidated financial results for the quarter and twelve months ended 31st March, 2025 have been reviewed by the Audit Committee and approved by the Board of Directors at their respective meetings held on 28th May, 2025.
2. The audited consolidated financial results have been prepared in accordance with the Indian Accounting Standards (Ind AS) as prescribed under Section 133 of the Companies Act, 2013 read with the Companies (Indian Accounting Standards) Rules 2015, as amended.
3. The statutory auditors have carried out audit of consolidated financial results of the Group for the quarter and twelve months ended 31st March, 2025.
4. Segment information as per Ind AS-108, "Operating Segments" is disclosed in Annexure-1.
5. The group has acquired Haldia Manufacturing Unit of K.S. Oil Limited (In liquidation) with the effect from 28th March 2025 as per order of Hon'ble National Company Law Appellant Tribunal dated 20th March 2025 and the process of transfer of property in the name of the Holding Company is ongoing. Pending completion of transfer of property and its registration with the statutory authorities, the amount paid on such acquisition being Rs.6429.61 lakhs has been transferred to Capital Advance.
6. The term of Mr. Keshab Kumar Halder, Managing Director of the Holding Company ended on 31st March 2025 and hence he was recommended for appointment as the Managing Director in the Board Meeting held on 14th February 2025 w.e.f 1st April 2025 for a term of 5 years subject to the approval of the Shareholders in the ensuing General Meeting/ Postal Ballot.
7. The Hon'ble National Company Law Tribunal (NCLT) Kolkata Bench vide order dated November 13, 2024 has sanctioned the composite scheme of arrangement (the Scheme), amongst the Holding Company and its subsidiaries, P.K.Agr Link Private Limited ("PKAL") Shri Jatadhari Rice Mill Private Limited ("SJRM"), P.K.Cereals Private Limited ("PKC"), JDM Commercial Private Limited ("JDM") and Reliable Advertising Private Limited ("RAPL") ("Transferor Companies"), in terms of Section 230-232 and other applicable provisions of Companies Act, 2013.

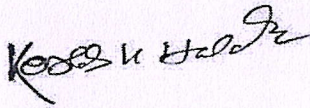
The Scheme has become effective from January 01, 2025 upon filing of the certified copy of the orders passed by NCLT with the relevant Registrar of Companies on December 31, 2024. Consequent to the amalgamation all the assets, liabilities, reserves and surplus of the transferor companies have been transferred to and vested in the Holding Company. The Appointed Date of the Scheme is June 1, 2022. The amalgamation has been accounted in accordance with "Pooling of interest method" as laid down in Appendix C - 'Business combinations of entities under common control' of Ind AS 103 notified under Section 133 of the Companies Act read with the Companies (Indian Accounting Standards) Rules, 2015. The excess of consideration paid over net assets of PKAL, SJRM, PKC, JDM and RAPL being Rs.1069.16 lakhs were transferred to Capital Reserves. The expenses for the business combination being Rs.33.19 lakhs have been transferred to Exceptional Items. Accordingly, comparatives have been restated to give effect of the amalgamation from the beginning of the previous year.

Consequent to the scheme coming into effect and in accordance with the Share Exchange ratio enshrined in the scheme, the Company has allotted its 9,85,345 equity shares of Re. 1/- each (fully paid-up) to the equity shareholders of erstwhile PKAL, SJRM, PKC and RAPL other than the Company as on the 'Record Date' fixed for the said purpose, i.e., January 17, 2025.



8. The Company, through its wholly owned subsidiary, Hal Exim Pte Limited, holds 100% stake in its step-down subsidiaries, i.e. Hal Impex Ghana Limited, Hal Impex Cameroun Limited. Hal Impex Benin, Hal Impex Togo and Hal Impex Ivory Coast Limited. The Company has been informed by Hal Exim Pte Limited that the independent auditor's review report on consolidated financial results of Hal Exim Pte Limited was not submitted as the review was not completed till the date of approval of consolidated financial results of the Company. As the Company is unable to include the reviewed consolidated financial results of Hal Exim Pte Limited in its consolidated results for the current quarter, the same has been included in the results for the current quarter ended 31st March 2025 on the basis of management's representation confirming completeness and accuracy of financial records and adherence to accounting principles generally accepted in India.
9. Figures for the quarter ended 31st March, 2025 and 31st March, 2024 are the balancing figures between audited figures in respect of the full financial year and year to date reviewed figures up to the third quarter of the relevant financial year.
10. Previous period's figures have been regrouped / rearranged wherever necessary.

For and on behalf of the board



Keshab Kumar Halder
Managing Director
DIN-00574080
Date: 28th June, 2025
Place: Kolkata.

